

Scaled data based on original data using
LM-79-08 Approved Method: Electrical and Photometric Measurements of Solid-
State Lighting Products

Test Report Prepared for
Cooper Lighting Solutions
(formerly Eaton)

Brand: McGRAW-EDISON

Report Number: P227403

Luminaire Tested: **ISW-AF-800-LED-E1-RW-7050-ULG**

Issue Date: 3/3/2020

Test Information

Test Method: LM-79-08
Report Number: P227403
TEST IS SCALED FROM IESNA LM-79-08 TEST DATA (P29767)-DOWNLIGHT AND
Test Lab: INNOVATION CENTER-P2
Issue Date: 3/3/2020
Manufacturer: COOPER LIGHTING SOLUTIONS (FORMERLY EATON)
Product Line: MCGRAW-EDISON
Catalog Number: ISW-AF-800-LED-E1-RW-7050-ULG
Description: IMPACT ELITE LED WEDGE LUMINAIRE WITH UPLIGHT
LIGHT SQUARE WITH ACCULED OPTICS-RECTANGULAR WIDE TYPE I, WITH UPLIGHT
GLOW
Light Source: (16) 5000K CCT, 70 CRI LEDs and (1) UPLIGHT LED
Ballast/Driver: ELECTRONIC DRIVER

Summary

Lumens per Lamp: N/A
Luminaire Lumens: 6790.8 lumens
Efficiency: N/A
Efficacy: 112.8 lumens/watt
Luminous Opening: Rectangular w/ Sides (W: 0.5' x L: 0.5' x H: 0.54')
IES Classification: Type II - Medium - Non-Cutoff
BUG Rating: B2 - U5 - G2

Input Watts (W): 60.2
Input Voltage (V): 120
Input Current (Ain): NR
Voltage Rise (V): NR
Power Factor: NR
Total Harmonic Distortion (THDi): NR
Frequency (hertz): 60
Stabilization Time: NR
Operation Time: NR
Ambient Temperature (°C): NR
Test Distance: 25 FT

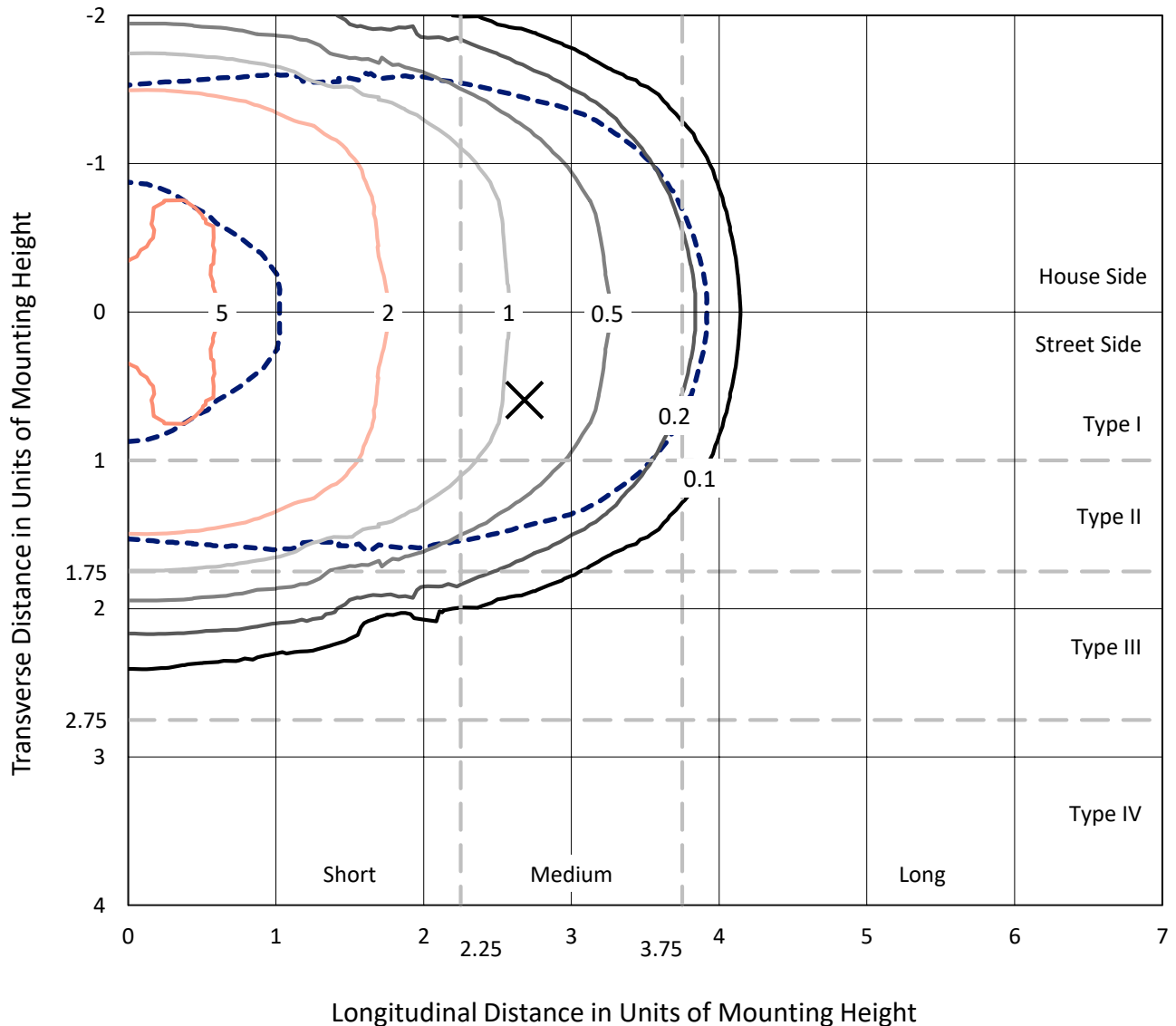


REPORT NUMBER: P227403

CATALOG NUMBER: ISW-AF-800-LED-E1-RW-7050-ULG

Iso-Footcandle Lines of Horizontal Illumination

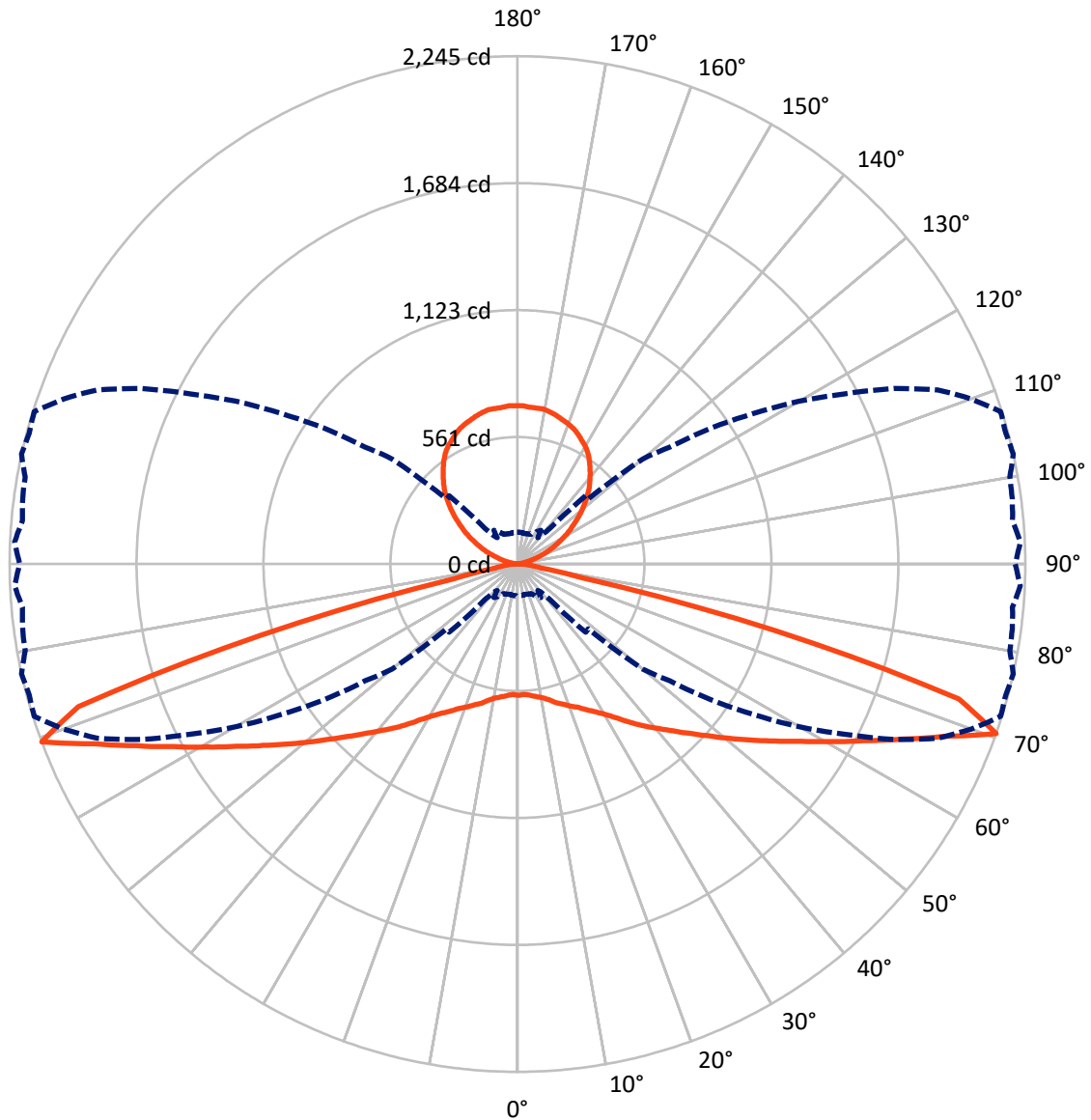
× Max cd
 - - - 1/2 Max cd



Based on 10 foot mounting height. Maximum calculated value = 6 fc
 Type II - Medium - Non-Cutoff

REPORT NUMBER: P227403
CATALOG NUMBER: ISW-AF-800-LED-E1-RW-7050-ULG

Luminous Intensity Polar Plot



— Vertical Plane Through 77.5-Deg Lateral - - - Horizontal Cone Through 70-Deg Vertical

REPORT NUMBER: P227403

CATALOG NUMBER: ISW-AF-800-LED-E1-RW-7050-ULG

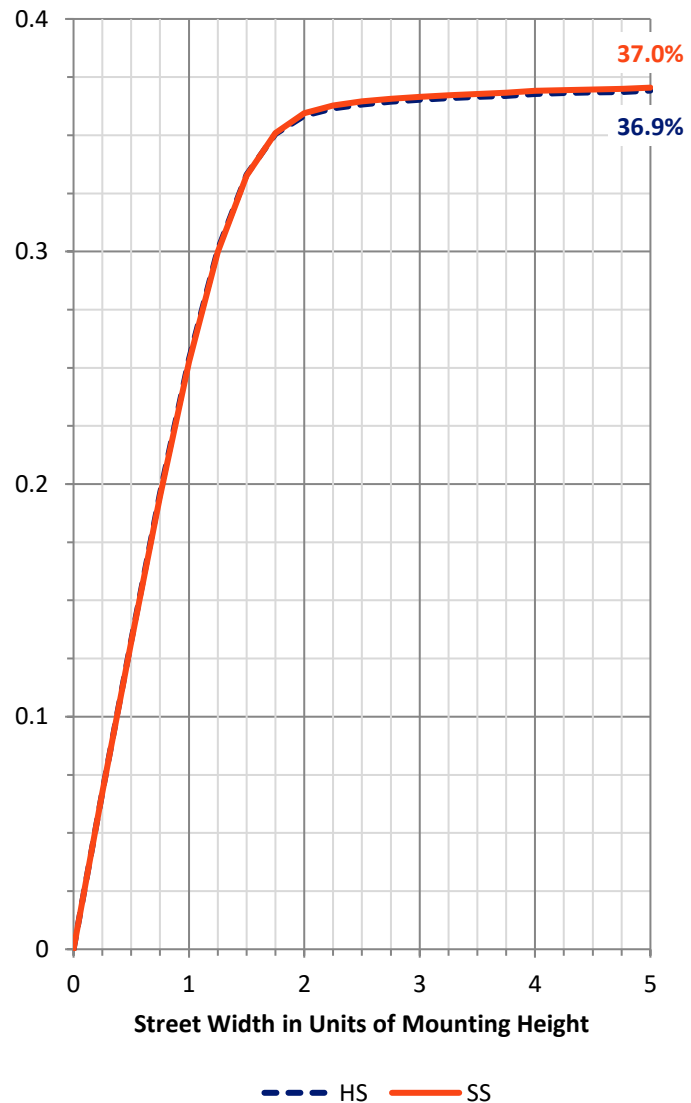
FLUX DISTRIBUTION:

		Downward	Upward	Total
House Side	Lumens	2527.5	868.0	3395.4
	% Fixture	37.2	12.8	50.0
Street Side	Lumens	2527.5	868.0	3395.4
	% Fixture	37.2	12.8	50.0
Total	Lumens	5054.9	1735.9	6790.8
	% Fixture	74.4	25.6	100.0

Coefficient of Utilization

ZONAL LUMENS:

Zone	Lumens	% Fixture
0°-10°	56.1	0.8
10°-20°	175.5	2.6
20°-30°	329.4	4.9
30°-40°	575.7	8.5
40°-50°	938.4	13.8
50°-60°	1284.2	18.9
60°-70°	1181.3	17.4
70°-80°	461.8	6.8
80°-90°	52.4	0.8
90°-100°	10.1	0.1
100°-110°	57.4	0.8
110°-120°	166.1	2.4
120°-130°	273.2	4.0
130°-140°	336.8	5.0
140°-150°	344.6	5.1
150°-160°	290.3	4.3
160°-170°	191.2	2.8
170°-180°	66.3	1.0
0°-90°	5054.9	74.4
0°-180°	6790.8	100.0



REPORT NUMBER: P227403

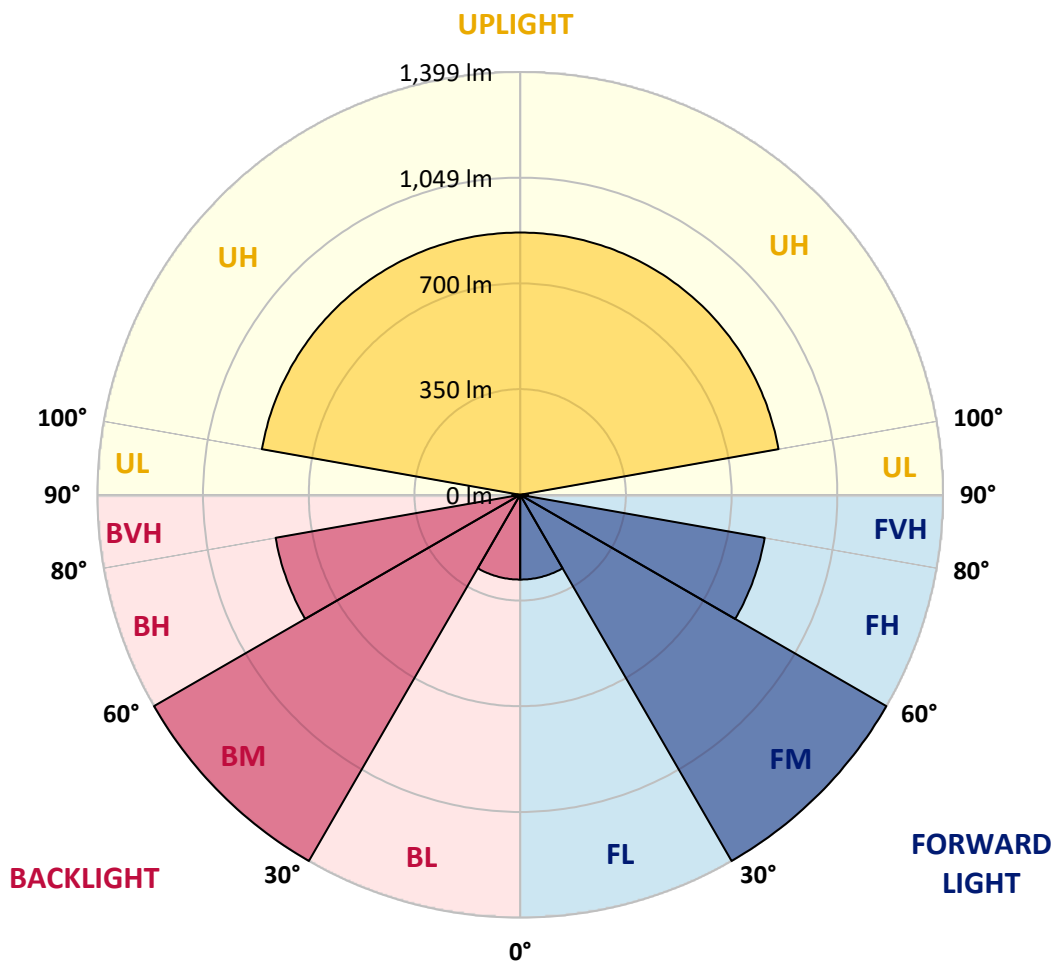
CATALOG NUMBER: ISW-AF-800-LED-E1-RW-7050-ULG

LUMINAIRE CLASSIFICATION SYSTEM LUMEN TABLE AND BUG RATING:

Zone		Lumens	% Fixture	Zone Rating/Lumen Limit		
				B	U	G
FL	(0°-30°)	280.5	4.1			
FM	(30°-60°)	1399.2	20.6			
FH	(60°-80°)	821.6	12.1			G1/1800
FVH	(80°-90°)	26.2	0.4			G1/100
BL	(0°-30°)	280.5	4.1	B1/500		
BM	(30°-60°)	1399.2	20.6	B2/2500		
BH	(60°-80°)	821.6	12.1	B2/1000		G2/1000
BVH	(80°-90°)	26.2	0.4			G1/100
UL	(90°-100°)	10.1	0.1		U2/50	
UH	(100°-180°)	868.0	12.8		U4/1000	

BUG Rating: B2-U5-G2

Type II Medium





REPORT NUMBER: P227403

CATALOG NUMBER: ISW-AF-800-LED-E1-RW-7050-ULG

CANDELA DISTRIBUTION (FULL):

	0°	5°	15°	25°	35°	37.5°	40°	42.5°	45°	47.5°	50°
0°	580.7	580.7	580.7	580.7	580.7	580.7	580.7	580.7	580.7	580.7	580.7
2.5°	578.4	577.7	577.7	578.4	579.9	580.7	579.2	579.9	579.9	579.2	581.4
5°	579.9	579.2	579.9	581.4	583.6	585.9	585.1	585.1	585.9	584.4	588.1
7.5°	578.4	577.7	579.2	582.9	588.1	591.1	591.1	591.1	592.5	591.8	596.3
10°	571.7	571.0	574.7	581.4	591.1	593.3	595.5	596.3	600.7	600.7	605.2
12.5°	565.8	566.5	571.7	582.1	597.8	598.5	601.5	604.4	610.4	607.4	615.6
15°	568.0	569.5	576.2	588.8	609.6	608.9	611.1	614.1	623.8	617.1	630.5
17.5°	579.2	581.4	588.8	603.7	625.3	621.5	624.5	629.0	641.6	633.4	649.1
20°	597.0	600.0	608.2	624.5	644.6	640.9	643.8	649.1	663.9	655.7	671.4
22.5°	620.8	623.8	632.7	651.3	672.8	668.4	671.4	675.8	692.2	679.5	698.9
25°	652.8	655.7	665.4	684.7	709.3	704.1	705.6	708.5	725.6	710.8	729.3
27.5°	697.4	700.4	708.5	727.1	750.9	746.4	747.9	750.9	768.8	753.9	770.2
30°	753.9	756.9	764.3	782.9	803.0	797.7	800.0	802.2	818.6	803.7	817.1
32.5°	820.8	820.1	831.2	850.5	868.4	858.7	858.7	858.7	874.3	859.5	869.9
35°	899.6	899.6	910.8	929.3	945.7	934.5	929.3	926.4	943.5	924.9	932.3
37.5°	985.8	982.1	999.2	1016.3	1031.9	1017.8	1013.4	1009.6	1022.3	1001.5	1005.2
40°	1077.3	1074.3	1092.9	1112.2	1122.6	1104.1	1100.3	1095.9	1109.3	1089.2	1088.4
42.5°	1160.6	1158.3	1182.1	1204.4	1217.1	1193.3	1188.1	1183.6	1198.5	1178.4	1173.9
45°	1231.2	1230.5	1258.0	1288.4	1310.7	1285.5	1281.8	1274.3	1289.2	1264.7	1262.4
47.5°	1286.2	1283.2	1316.7	1361.3	1397.0	1371.0	1370.2	1365.0	1380.6	1353.9	1350.9
50°	1323.4	1325.6	1362.0	1414.1	1472.1	1447.5	1449.8	1447.5	1470.6	1443.8	1447.5
52.5°	1330.1	1334.5	1381.4	1449.8	1530.8	1501.1	1518.2	1524.9	1553.9	1530.8	1538.3
55°	1250.5	1263.2	1334.5	1453.5	1567.2	1548.7	1570.2	1589.6	1630.4	1611.1	1624.5
57.5°	1072.8	1098.9	1181.4	1353.9	1562.8	1573.2	1617.1	1646.8	1696.6	1679.5	1710.7
60°	829.0	846.8	938.3	1139.7	1420.0	1434.2	1513.7	1608.1	1722.6	1746.4	1795.5
62.5°	542.7	553.1	642.4	846.8	1173.9	1178.4	1277.3	1400.0	1598.5	1650.5	1788.1
65°	269.1	283.3	330.8	487.7	822.3	816.3	924.9	1068.4	1325.6	1382.9	1606.7
67.5°	168.0	170.3	179.9	226.0	411.9	365.8	455.0	605.2	916.7	968.0	1252.0
70°	141.3	140.5	138.3	145.0	181.4	147.2	162.8	212.6	426.8	424.5	721.9
72.5°	130.1	127.9	121.9	121.2	126.4	116.0	117.5	120.4	171.0	143.5	278.1
75°	119.7	115.2	107.8	105.6	105.6	97.4	97.4	98.1	110.8	104.1	126.4
77.5°	107.1	101.9	94.4	91.4	88.5	79.6	78.8	79.6	89.2	83.3	94.4
80°	92.2	87.0	81.8	77.3	72.9	64.7	62.5	62.5	70.6	64.7	73.6
82.5°	80.3	73.6	72.1	64.7	58.0	50.6	48.3	44.6	52.0	45.4	55.0
85°	59.5	54.3	68.4	57.2	46.1	40.9	32.7	27.5	32.7	26.8	34.9
87.5°	34.2	32.0	60.2	45.4	40.9	43.9	26.8	19.3	18.6	16.4	19.3
90°	11.7	12.4	16.7	14.7	16.9	12.2	9.7	9.4	11.5	10.0	12.2
92.5°	4.0	4.0	5.0	6.0	6.0	6.0	6.0	6.0	6.0	6.2	6.5
95°	5.0	5.0	6.0	7.0	7.0	7.0	7.0	7.0	7.0	7.0	7.0
97.5°	7.0	7.0	8.0	8.0	9.0	9.0	9.0	9.0	9.0	9.8	10.5
100°	8.0	8.0	9.0	10.0	12.0	14.2	16.5	18.8	21.0	23.0	25.0
102.5°	11.0	11.0	13.0	18.0	27.0	30.2	33.5	36.8	40.0	42.5	45.0
105°	21.0	22.0	27.0	36.0	48.0	51.8	55.5	59.2	63.0	65.2	67.5
107.5°	41.0	42.0	49.0	58.0	73.0	76.8	80.5	84.2	88.0	89.8	91.5
110°	66.0	68.0	74.0	87.0	102.0	105.0	108.0	111.0	114.0	115.5	117.0



REPORT NUMBER: P227403

CATALOG NUMBER: ISW-AF-800-LED-E1-RW-7050-ULG

CANDELA DISTRIBUTION (continued):

	0°	5°	15°	25°	35°	37.5°	40°	42.5°	45°	47.5°	50°
112.5°	99.0	99.0	106.0	121.0	134.0	136.2	138.5	140.8	143.0	144.2	145.5
115°	140.0	139.0	147.0	159.0	168.0	169.5	171.0	172.5	174.0	175.2	176.5
117.5°	184.0	184.0	189.0	197.0	202.0	202.8	203.5	204.2	205.0	206.5	208.0
120°	225.0	223.0	226.0	233.0	237.0	238.5	240.0	241.5	243.0	243.8	244.5
122.5°	263.0	260.0	261.0	267.0	271.0	272.5	274.0	275.5	277.0	277.5	278.0
125°	298.0	294.0	296.0	299.0	305.0	306.2	307.5	308.8	310.0	310.8	311.5
127.5°	330.0	329.0	329.0	333.0	339.0	339.2	339.5	339.8	340.0	341.2	342.5
130°	363.0	361.0	362.0	366.0	370.0	370.5	371.0	371.5	372.0	373.2	374.5
132.5°	396.0	394.0	393.0	401.0	404.0	404.2	404.5	404.8	405.0	406.5	408.0
135°	429.0	426.0	426.0	432.0	435.0	435.5	436.0	436.5	437.0	438.5	440.0
137.5°	460.0	457.0	459.0	460.0	464.0	465.0	466.0	467.0	468.0	469.2	470.5
140°	488.0	485.0	487.0	489.0	491.0	492.5	494.0	495.5	497.0	497.8	498.5
142.5°	518.0	515.0	517.0	518.0	521.0	522.0	523.0	524.0	525.0	525.5	526.0
145°	550.0	546.0	544.0	547.0	550.0	550.2	550.5	550.8	551.0	552.2	553.5
147.5°	575.0	572.0	571.0	574.0	574.0	574.2	574.5	574.8	575.0	576.2	577.5
150°	595.0	592.0	593.0	593.0	593.0	593.0	593.0	593.0	593.0	594.0	595.0
152.5°	611.0	608.0	608.0	609.0	610.0	610.0	610.0	610.0	610.0	610.2	610.5
155°	629.0	625.0	625.0	627.0	630.0	629.5	629.0	628.5	628.0	627.5	627.0
157.5°	646.0	643.0	643.0	644.0	646.0	645.8	645.5	645.2	645.0	644.8	644.5
160°	663.0	660.0	659.0	656.0	655.0	655.0	655.0	655.0	655.0	655.8	656.5
162.5°	673.0	669.0	669.0	665.0	661.0	661.5	662.0	662.5	663.0	664.0	665.0
165°	681.0	678.0	676.0	676.0	673.0	673.0	673.0	673.0	673.0	672.8	672.5
167.5°	690.0	687.0	684.0	686.0	688.0	687.2	686.5	685.8	685.0	683.2	681.5
170°	698.0	695.0	692.0	692.0	693.0	692.5	692.0	691.5	691.0	689.8	688.5
172.5°	699.0	697.0	695.0	693.0	690.0	690.0	690.0	690.0	690.0	689.8	689.5
175°	700.0	698.0	697.0	695.0	691.0	690.8	690.5	690.2	690.0	690.0	690.0
177.5°	707.0	705.0	700.0	699.0	697.0	696.5	696.0	695.5	695.0	694.8	694.5
180°	700.0	700.0	700.0	700.0	700.0	700.0	700.0	700.0	700.0	700.0	700.0



REPORT NUMBER: P227403

CATALOG NUMBER: ISW-AF-800-LED-E1-RW-7050-ULG

CANDELA DISTRIBUTION (continued):

	52.5°	55°	57.5°	60°	62.5°	65°	67.5°	70°	72.5°	75°	77.5°
0°	580.7	580.7	580.7	580.7	580.7	580.7	580.7	580.7	580.7	580.7	580.7
2.5°	579.2	581.4	578.4	581.4	576.2	580.7	576.9	581.4	577.7	581.4	576.9
5°	582.9	588.8	582.1	590.3	580.7	590.3	582.1	591.1	583.6	591.1	582.9
7.5°	588.8	599.2	590.3	600.7	588.8	602.2	591.1	603.7	592.5	604.4	591.8
10°	596.3	609.6	597.8	611.1	597.0	612.6	598.5	614.9	600.0	616.3	600.7
12.5°	603.0	620.1	606.7	624.5	608.9	627.5	611.1	632.0	614.1	635.7	615.6
15°	615.6	637.9	620.8	642.4	624.5	646.1	628.2	652.0	632.0	656.5	635.7
17.5°	632.0	656.5	638.6	660.2	640.9	664.7	645.3	669.1	649.1	674.3	651.3
20°	654.3	678.8	660.2	681.0	662.4	684.0	664.7	686.2	669.1	690.7	670.6
22.5°	679.5	702.6	682.5	703.3	682.5	702.6	684.0	703.3	686.2	706.3	688.5
25°	710.0	731.6	711.5	729.3	708.5	726.4	708.5	726.4	710.8	727.9	714.5
27.5°	752.4	768.8	747.9	763.5	741.2	756.9	738.3	753.9	739.0	753.9	740.5
30°	800.0	814.8	791.1	803.7	779.2	791.1	771.0	784.4	768.8	782.9	772.5
32.5°	852.0	863.9	840.1	850.5	825.3	835.7	814.1	823.0	809.6	818.6	811.9
35°	910.0	921.9	897.4	907.0	881.8	890.7	869.1	873.6	860.2	866.1	860.2
37.5°	979.2	989.6	961.3	970.2	942.7	953.9	927.9	932.3	916.0	919.7	907.8
40°	1053.5	1064.7	1031.2	1040.1	1005.9	1018.6	989.6	992.5	970.2	974.0	955.4
42.5°	1133.8	1144.2	1102.6	1110.0	1069.9	1083.2	1049.0	1055.0	1028.2	1031.9	1008.2
45°	1222.3	1228.2	1182.1	1187.3	1139.0	1152.4	1109.3	1120.4	1088.4	1095.9	1068.4
47.5°	1304.8	1316.7	1266.1	1270.6	1218.6	1226.7	1176.9	1191.8	1157.6	1168.7	1135.3
50°	1399.2	1408.1	1359.8	1360.6	1310.0	1313.0	1257.2	1272.1	1234.9	1246.8	1211.1
52.5°	1495.9	1501.8	1449.8	1455.0	1405.2	1410.4	1354.6	1360.6	1317.4	1327.8	1292.9
55°	1589.6	1591.0	1547.9	1546.4	1499.6	1509.3	1447.5	1460.9	1409.6	1420.8	1381.4
57.5°	1683.2	1688.4	1648.3	1649.8	1602.9	1609.6	1553.9	1563.5	1515.2	1528.6	1479.5
60°	1782.1	1798.5	1759.1	1764.3	1719.7	1733.0	1665.4	1678.0	1625.2	1646.8	1594.0
62.5°	1845.3	1906.3	1898.8	1907.0	1864.6	1871.3	1801.4	1821.5	1758.3	1773.9	1719.7
65°	1724.9	1874.3	1950.1	2033.4	2035.6	2057.2	1989.5	1997.0	1933.8	1930.1	1866.1
67.5°	1405.9	1590.3	1718.2	1889.2	2008.9	2124.1	2165.7	2176.2	2142.0	2105.5	2033.4
70°	848.3	1049.8	1237.9	1439.4	1628.2	1835.6	2011.8	2133.8	2240.1	2234.9	2245.3
72.5°	335.3	502.6	628.2	817.1	1004.4	1234.2	1429.0	1600.7	1783.6	1895.9	2041.6
75°	132.3	174.7	204.5	310.0	399.2	570.2	742.0	834.9	978.4	1076.6	1177.7
77.5°	95.2	104.1	105.6	122.7	129.4	179.2	209.7	241.6	272.1	291.4	287.7
80°	73.6	79.6	79.6	87.0	86.2	95.9	93.7	102.6	101.9	109.3	104.1
82.5°	55.0	58.7	58.7	64.7	64.7	70.6	69.1	75.1	72.9	78.1	72.9
85°	35.7	39.4	39.4	42.4	40.9	46.8	46.1	50.6	48.3	50.6	46.8
87.5°	20.1	22.3	23.0	25.3	23.0	27.5	26.8	29.0	26.8	29.0	27.5
90°	10.0	11.5	10.5	12.5	10.7	15.7	12.7	16.4	11.2	17.9	12.2
92.5°	6.8	7.0	7.0	7.0	7.0	7.0	6.8	6.5	6.2	6.0	6.0
95°	7.0	7.0	7.2	7.5	7.8	8.0	7.8	7.5	7.2	7.0	7.0
97.5°	11.2	12.0	11.5	11.0	10.5	10.0	9.8	9.5	9.2	9.0	8.8
100°	27.0	29.0	28.2	27.5	26.8	26.0	25.2	24.5	23.8	23.0	22.0
102.5°	47.5	50.0	49.2	48.5	47.8	47.0	45.8	44.5	43.2	42.0	41.2
105°	69.8	72.0	71.5	71.0	70.5	70.0	68.8	67.5	66.2	65.0	64.0
107.5°	93.2	95.0	94.8	94.5	94.2	94.0	93.0	92.0	91.0	90.0	89.2
110°	118.5	120.0	120.2	120.5	120.8	121.0	120.5	120.0	119.5	119.0	118.2



REPORT NUMBER: P227403

CATALOG NUMBER: ISW-AF-800-LED-E1-RW-7050-ULG

CANDELA DISTRIBUTION (continued):

	52.5°	55°	57.5°	60°	62.5°	65°	67.5°	70°	72.5°	75°	77.5°
112.5°	146.8	148.0	148.5	149.0	149.5	150.0	149.8	149.5	149.2	149.0	148.5
115°	177.8	179.0	179.8	180.5	181.2	182.0	181.2	180.5	179.8	179.0	178.5
117.5°	209.5	211.0	212.0	213.0	214.0	215.0	213.8	212.5	211.2	210.0	209.5
120°	245.2	246.0	247.0	248.0	249.0	250.0	248.8	247.5	246.2	245.0	244.5
122.5°	278.5	279.0	280.0	281.0	282.0	283.0	281.8	280.5	279.2	278.0	277.5
125°	312.2	313.0	313.5	314.0	314.5	315.0	313.8	312.5	311.2	310.0	310.0
127.5°	343.8	345.0	345.2	345.5	345.8	346.0	346.0	346.0	346.0	346.0	345.8
130°	375.8	377.0	378.0	379.0	380.0	381.0	381.0	381.0	381.0	381.0	380.5
132.5°	409.5	411.0	412.2	413.5	414.8	416.0	415.5	415.0	414.5	414.0	414.0
135°	441.5	443.0	444.2	445.5	446.8	448.0	447.8	447.5	447.2	447.0	447.8
137.5°	471.8	473.0	473.5	474.0	474.5	475.0	475.2	475.5	475.8	476.0	477.2
140°	499.2	500.0	500.5	501.0	501.5	502.0	502.5	503.0	503.5	504.0	505.2
142.5°	526.5	527.0	528.5	530.0	531.5	533.0	533.0	533.0	533.0	533.0	533.2
145°	554.8	556.0	557.5	559.0	560.5	562.0	561.8	561.5	561.2	561.0	560.2
147.5°	578.8	580.0	581.2	582.5	583.8	585.0	585.2	585.5	585.8	586.0	585.2
150°	596.0	597.0	597.8	598.5	599.2	600.0	600.8	601.5	602.2	603.0	603.8
152.5°	610.8	611.0	611.8	612.5	613.2	614.0	615.0	616.0	617.0	618.0	619.2
155°	626.5	626.0	627.2	628.5	629.8	631.0	632.2	633.5	634.8	636.0	636.5
157.5°	644.2	644.0	645.0	646.0	647.0	648.0	648.5	649.0	649.5	650.0	650.0
160°	657.2	658.0	659.5	661.0	662.5	664.0	663.2	662.5	661.8	661.0	660.8
162.5°	666.0	667.0	668.0	669.0	670.0	671.0	670.8	670.5	670.2	670.0	669.5
165°	672.2	672.0	673.2	674.5	675.8	677.0	677.8	678.5	679.2	680.0	679.5
167.5°	679.8	678.0	679.5	681.0	682.5	684.0	685.0	686.0	687.0	688.0	688.0
170°	687.2	686.0	686.8	687.5	688.2	689.0	690.2	691.5	692.8	694.0	694.5
172.5°	689.2	689.0	689.8	690.5	691.2	692.0	692.5	693.0	693.5	694.0	694.5
175°	690.0	690.0	691.2	692.5	693.8	695.0	695.2	695.5	695.8	696.0	695.5
177.5°	694.2	694.0	695.2	696.5	697.8	699.0	699.5	700.0	700.5	701.0	700.2
180°	700.0	700.0	700.0	700.0	700.0	700.0	700.0	700.0	700.0	700.0	700.0



REPORT NUMBER: P227403

CATALOG NUMBER: ISW-AF-800-LED-E1-RW-7050-ULG

CANDELA DISTRIBUTION (continued):

	80°	82.5°	85°	87.5°	90°
0°	580.7	580.7	580.7	580.7	580.7
2.5°	580.7	579.2	582.1	577.7	581.4
5°	591.1	584.4	592.5	584.4	591.8
7.5°	605.2	594.0	605.9	594.0	605.9
10°	618.6	600.0	619.3	601.5	620.1
12.5°	638.6	616.3	641.6	617.1	641.6
15°	660.9	635.7	663.9	636.4	665.4
17.5°	678.8	654.3	681.8	654.3	682.5
20°	693.7	674.3	697.4	674.3	699.6
22.5°	710.8	696.6	715.2	696.6	719.7
25°	733.1	723.4	738.3	724.9	741.2
27.5°	759.1	752.4	764.3	754.6	767.3
30°	789.6	787.3	793.3	788.8	796.3
32.5°	823.8	829.0	829.0	829.0	831.9
35°	873.6	878.0	878.0	879.5	880.3
37.5°	921.2	928.6	927.9	930.1	930.1
40°	971.0	980.6	980.6	980.6	982.1
42.5°	1026.0	1036.4	1037.9	1033.4	1036.4
45°	1087.7	1091.4	1095.1	1092.9	1098.1
47.5°	1153.9	1157.6	1160.6	1157.6	1165.8
50°	1231.9	1231.2	1239.4	1231.2	1243.1
52.5°	1313.7	1320.4	1325.6	1317.4	1325.6
55°	1405.9	1403.7	1420.8	1409.6	1420.8
57.5°	1507.0	1507.0	1524.1	1513.7	1526.4
60°	1626.7	1617.1	1640.9	1623.8	1640.9
62.5°	1747.9	1730.8	1757.6	1742.7	1765.0
65°	1887.7	1863.1	1888.4	1869.1	1889.2
67.5°	2028.9	2000.7	2008.9	1999.2	2010.4
70°	2210.4	2206.6	2197.0	2225.2	2200.7
72.5°	2018.5	2061.7	2026.7	2094.4	2048.3
75°	1240.1	1319.7	1363.5	1432.7	1421.5
77.5°	293.7	261.0	287.7	258.0	290.7
80°	108.5	98.9	103.3	90.0	100.4
82.5°	74.3	64.7	62.5	49.8	53.5
85°	47.6	38.7	35.7	29.7	32.7
87.5°	28.3	21.6	20.1	17.1	17.8
90°	16.2	10.5	12.9	8.5	12.2
92.5°	6.0	6.0	6.0	6.0	6.0
95°	7.0	7.0	7.0	7.0	7.0
97.5°	8.5	8.2	8.0	8.0	8.0
100°	21.0	20.0	19.0	19.0	19.0
102.5°	40.5	39.8	39.0	38.5	38.0
105°	63.0	62.0	61.0	61.0	61.0
107.5°	88.5	87.8	87.0	86.5	86.0
110°	117.5	116.8	116.0	116.5	117.0



REPORT NUMBER: P227403

CATALOG NUMBER: ISW-AF-800-LED-E1-RW-7050-ULG

CANDELA DISTRIBUTION (continued):

	80°	82.5°	85°	87.5°	90°
112.5°	148.0	147.5	147.0	147.0	147.0
115°	178.0	177.5	177.0	177.5	178.0
117.5°	209.0	208.5	208.0	208.5	209.0
120°	244.0	243.5	243.0	243.0	243.0
122.5°	277.0	276.5	276.0	276.5	277.0
125°	310.0	310.0	310.0	310.0	310.0
127.5°	345.5	345.2	345.0	346.0	347.0
130°	380.0	379.5	379.0	379.5	380.0
132.5°	414.0	414.0	414.0	414.5	415.0
135°	448.5	449.2	450.0	450.5	451.0
137.5°	478.5	479.8	481.0	481.5	482.0
140°	506.5	507.8	509.0	510.0	511.0
142.5°	533.5	533.8	534.0	535.0	536.0
145°	559.5	558.8	558.0	559.0	560.0
147.5°	584.5	583.8	583.0	584.0	585.0
150°	604.5	605.2	606.0	608.0	610.0
152.5°	620.5	621.8	623.0	625.5	628.0
155°	637.0	637.5	638.0	639.5	641.0
157.5°	650.0	650.0	650.0	652.5	655.0
160°	660.5	660.2	660.0	663.0	666.0
162.5°	669.0	668.5	668.0	671.0	674.0
165°	679.0	678.5	678.0	680.0	682.0
167.5°	688.0	688.0	688.0	691.0	694.0
170°	695.0	695.5	696.0	698.5	701.0
172.5°	695.0	695.5	696.0	698.5	701.0
175°	695.0	694.5	694.0	696.5	699.0
177.5°	699.5	698.8	698.0	700.0	702.0
180°	700.0	700.0	700.0	700.0	700.0

(END OF REPORT)